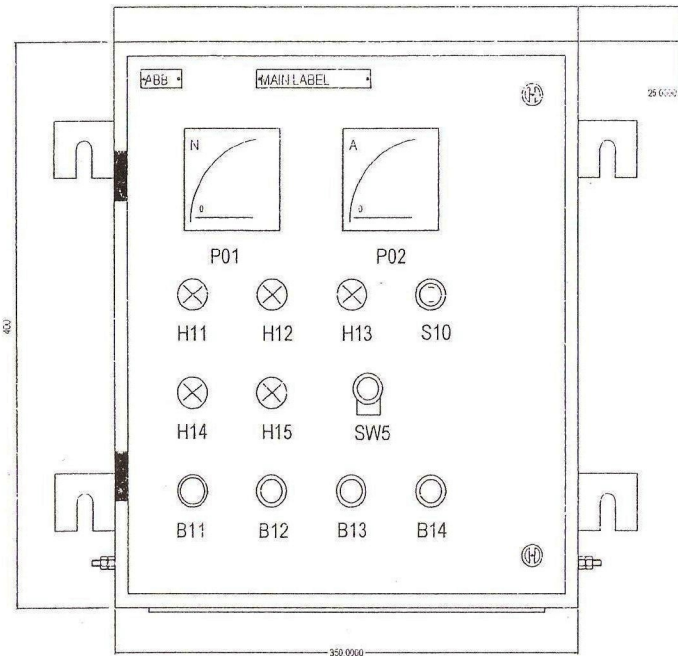
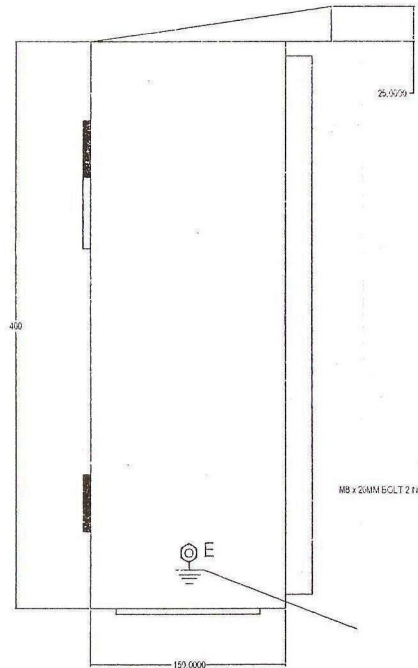


ANNEXURE : DRIVE LPBS



FRONT DOOR VIEW



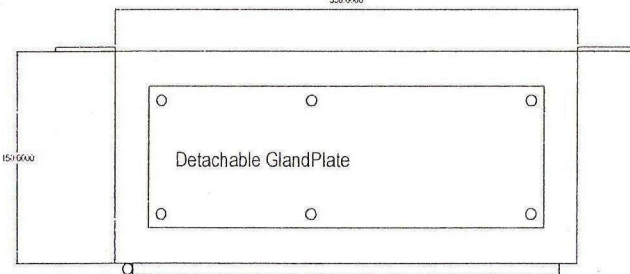
SIDE VIEW

NOTES :-

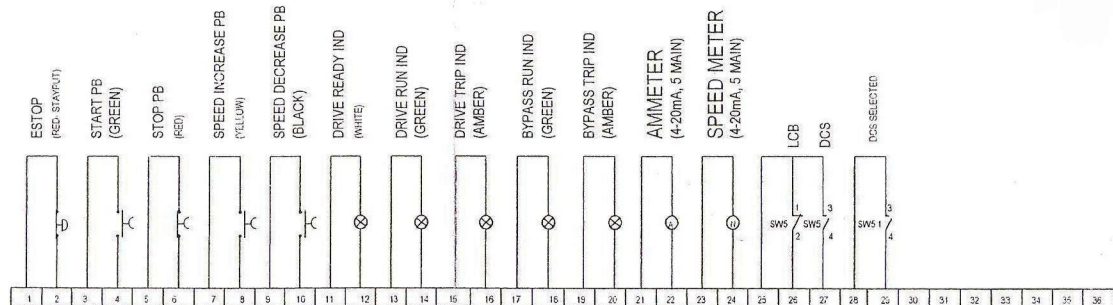
STEEL SHET : 2 mm CRCA
SURFACE TREATMENT : PAINTING POWDER COATED
SHADE : RAL 7032
PROJECTION : IP-55

LEGEND:-
P01 = SPEED METER (BM:4-20mA)
P02 = AMMETER (BM:4-20mA)
S10 = EMERGENCY STOP
H11 = DRIVE READY (WHITE IND)
H12 = DRIVE RUN (GREEN IND)
H13 = DRIVE TRIP (AMBER IND)
H14 = BYPASS RUN (GREEN IND)
H15 = BYPASS TRIP (AMBER IND)
B11 = START GREEN P.B)
B12 = STOP (RED P.B)
B13 = SPEED INCREASE (YELLOW P.B)
B14 = SPEED DECREASE (BLACK P.B)
SW5 = LCB/DCS SEL.SWITCH

TERMINAL BLOCK DETAILS



BOTTOM VIEW



Prepared	16.Apr.2009	MANJULA K	Document Kind	ACS550-01-125A / 180A-4	UCIL DRG.NO: UCIL-01-DWG-E-GN-03-150,	SHEET-4
Checked	16.Apr.2009	SHAIK MD GHOUSE	Title	LOCAL CONTROL BOX	MBE DRG.NO: 1-M009-VD-3-011,	SHEET-4
Reviewed	16.Apr.2009	AHMED SYED	CLIENT :	M/s URANIUM CORPORATION OF INDIA LTD.	02	Revised As Per Customer Comments
Approved	16.Apr.2009	ANANTH N	Project no.	Project Name.	Rev. No.	Description
Consultant	DEVELOPMENT CONSULTANT PVT.LTD			URANIUM ORE PROCESSING - UCTL-1	External doc. Id.	Date
Customer	McNally Bharat Engineering Company Limited			Resp. (Div/Dept)	Ref.designation	DCC
CustomerProject				Document Id.	YN3A208335-GAB	
				AP-D / LV DRIVES	02	Lang. E
				4200109454	Page 2.3	Contd. 3